

ZEPHYR

More Than Just Play

MECHANIX

CARNIVAL

ENGINEERING SYSTEM FOR CREATIVE KIDS

AGE 8 to 99

MODELS - 7

PIECES - 202



Do - it yourself manual

- Read all instructions carefully before constructing.
- Place all the pieces used in a step on the side before starting.

Skills Developed



Dear Friends!

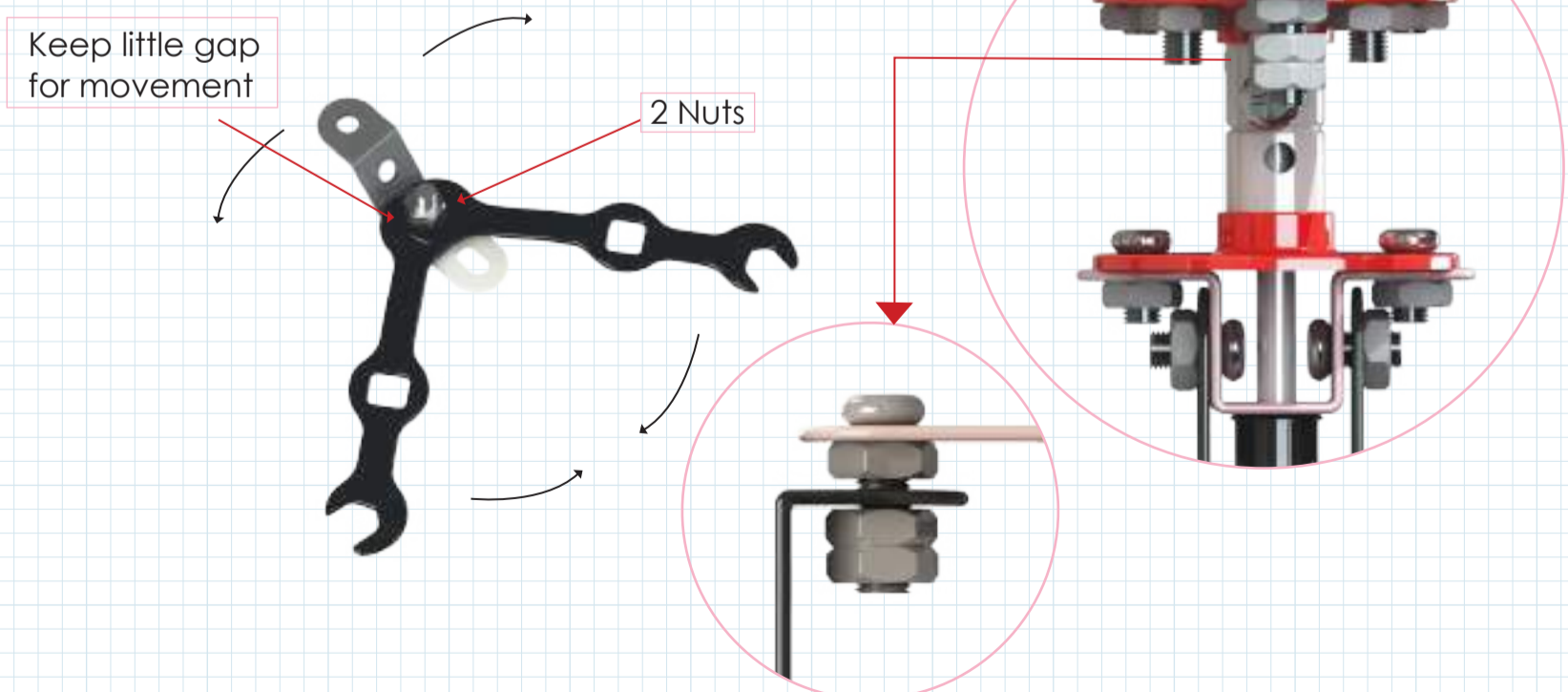
Zephyr brings yet another international class engineering set of Mechanics for you, to have fun & learn. This set contains 202 pieces, crafted from high quality steel, which are powder coated, superior plastics & selected tools which will be friendly to your little hands so that you have fun while creating model. You can use these parts over & over again to create at least 7 model and may be many more as far as your imagination flies.

So come on get started!

● Basic Fitting Techniques



Tightening of two nuts




MODEL - 1**STEP-1**

Nuts 4 pcs.




Bolts 6 mm 4 pcs.



AB-7 2 pcs.



A-11 2 pcs.

**STEP-2**

Nuts 8 pcs.




Bolts 6 mm 10 pcs.



R-8 2 pcs.



A-11 4 pcs.



STEP-3




Nuts 10 pcs.



Bolts 6 mm 10 pcs.



A-5 1 pc.




AB-5 2 pcs.



BTB-5 2 pcs.



A-9 2 pcs.



STEP-4



TW-1 2 pcs.




Shaft 127 mm 1 pc.

MODEL - 2**STEP-1**


Nuts 4 pcs.



Bolts 6 mm 4 pcs.



AB-7 2 pcs.




A-9 2 pcs.

STEP-2

Nuts 8 pcs.




Bolts 6 mm 9 pcs.



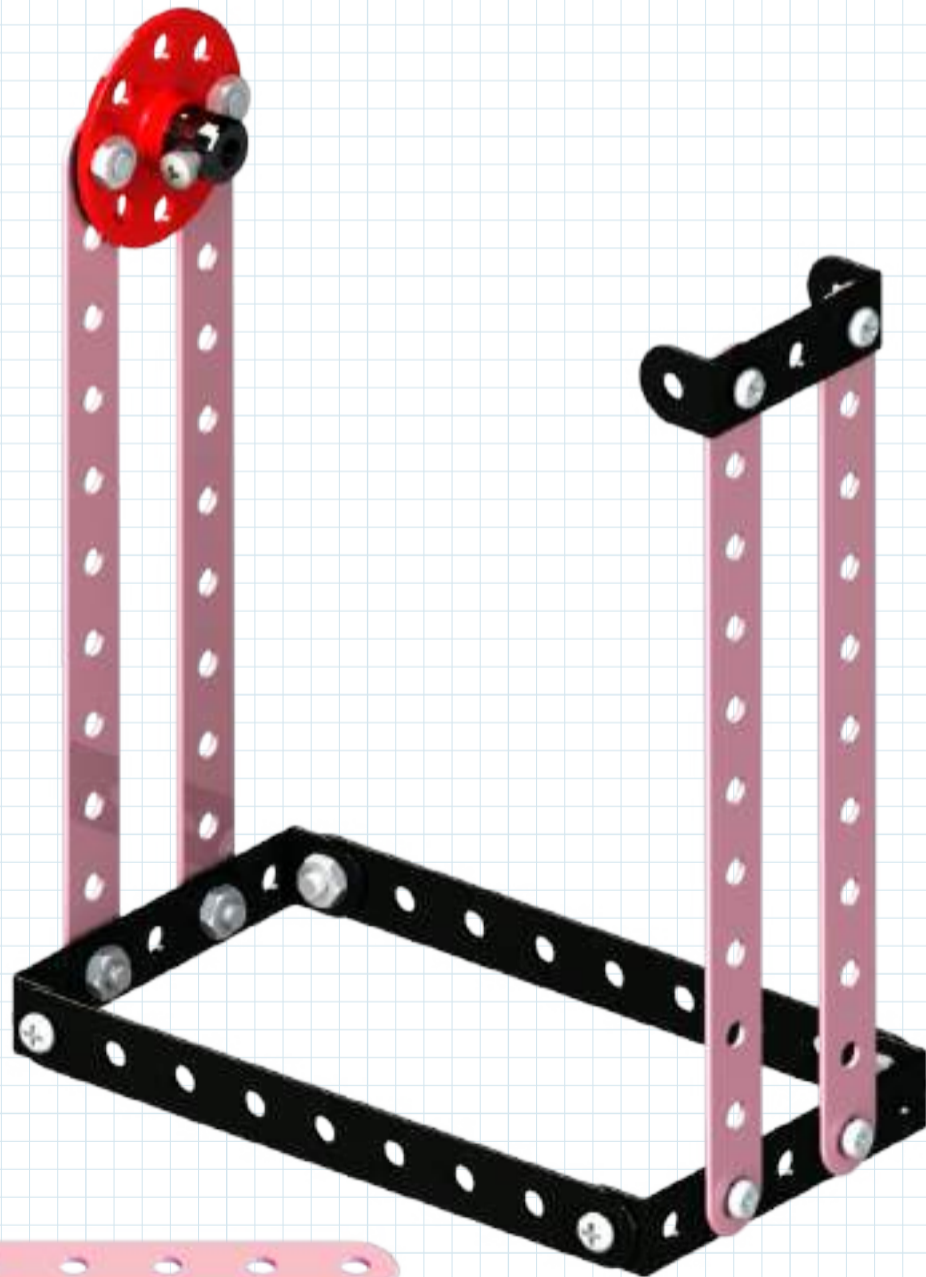
AB-5 1 pc.



R-8 1 pc.



A-11 4 pcs.



STEP-3




Nuts 19 pcs.



Bolts 6 mm 19 pcs.



A-5 2 pcs.



AB-5 4 pcs.



BTB-5 4 pcs.




R-8 1 pc.



A-11 4 pcs.



STEP-4



Attach rubber bush here



TW-1 2 pcs.



Rubber Bush 1 pc.



Spacer 2 pcs.




Shaft 127 mm 1 pc.



MODEL - 3

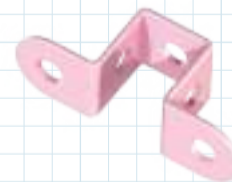
STEP-1




Nuts 8 pcs.




Bolts 6 mm 8 pcs.



AUB-5 1 pc.



A-5 2 pcs.




AB-7 2 pcs.



A-9 2 pcs.

STEP-2



Nuts 6 pcs.



Bolts 6 mm 6 pcs.




R-8 1 pc.



A-11 2 pcs.

STEP- 3



Nuts 16 pcs.



Bolts 6 mm 7 pcs.



Bolts 12 mm 10 pcs.




R-8 1 pc.



A-11 4 pcs.

STEP-4




Nuts 24 pcs.



Bolts 6 mm 8 pcs.

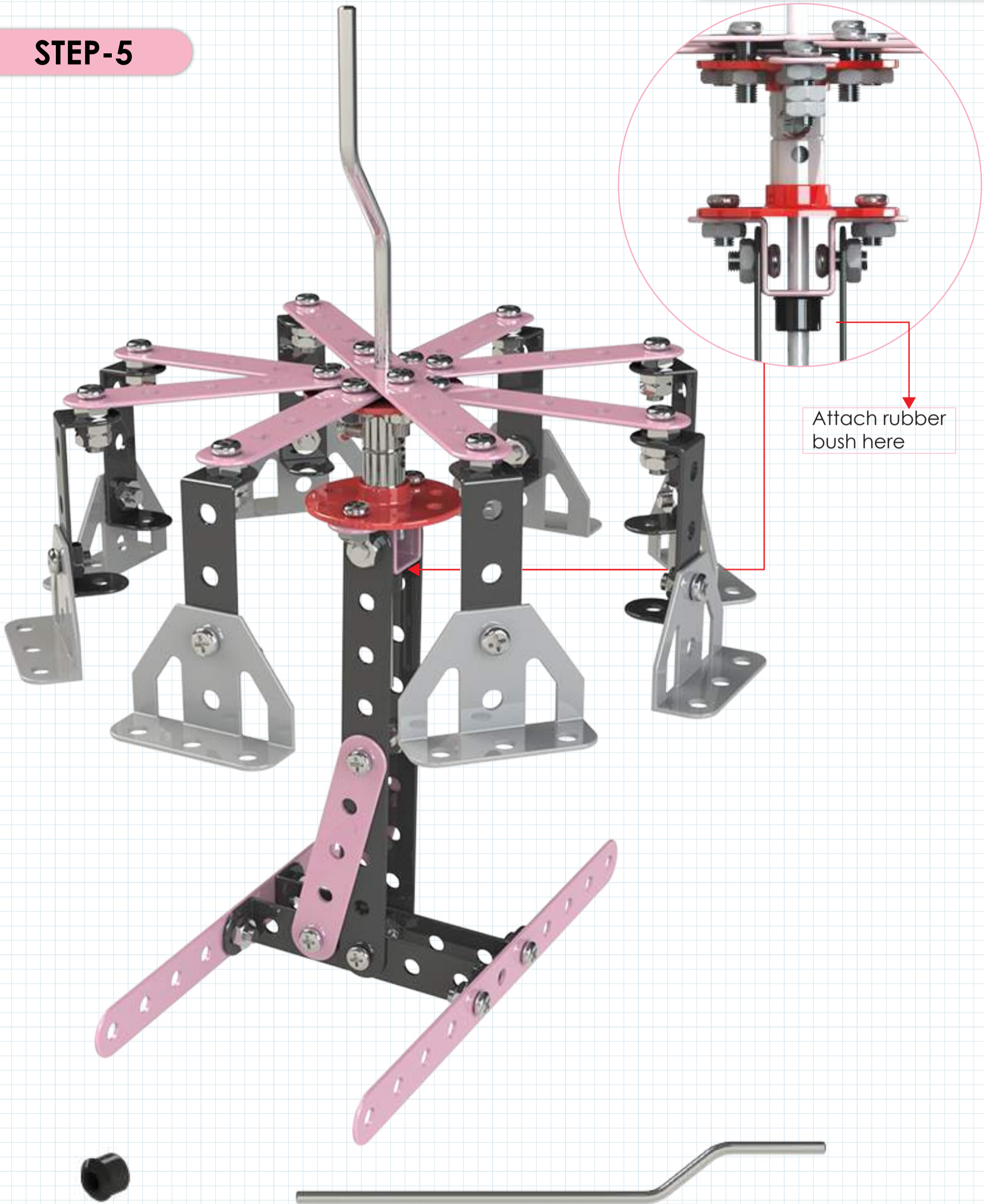


BTB-5 8 pcs.



AB-5 8 pcs.

STEP-5




Attach rubber
bush here

Rubber Bush 1 pc.

Bend Shaft 1 pc.

MODEL - 4


STEP-1



Nuts 4 pcs.



Bolts 6 mm 4 pcs.



AB-7 2 pcs.




A-9 2 pcs.



A-11 4 pcs.

STEP-2



Nuts 16 pcs.



Bolts 6 mm 7 pcs.



Bolts 12 mm 10 pcs.




R-8 1 pc.



A-11 4 pcs.

STEP-3



Nuts 16 pcs.




BTB-5 8 pcs.

STEP-4

Assembly of step
3 and step 1

Attach 2 TW1
here



TW-1 2 pcs.

Rubber Bush 2 pcs.

Spacer 2 pcs.

Bend Shaft 1 pc.

MODEL - 5

STEP-1



Nuts 8 pcs.




Bolts 6 mm 8 pcs.



AUB-5 1 pc.



A-5 2 pcs.



AB-7 2 pcs.



A-9 2 pcs.

STEP-2




Nuts 6 pcs.



Bolts 6 mm 6 pcs.




R-8 1 pc.



A-11 2 pcs.

STEP- 3



Nuts 16 pcs.



Bolts 6 mm 7 pcs.



Bolts 12 mm 10 pcs.




R-8 1 pc.



A-11 4 pcs.


STEP-4




Nuts 24 pcs.



Bolts 6 mm 8 pcs.

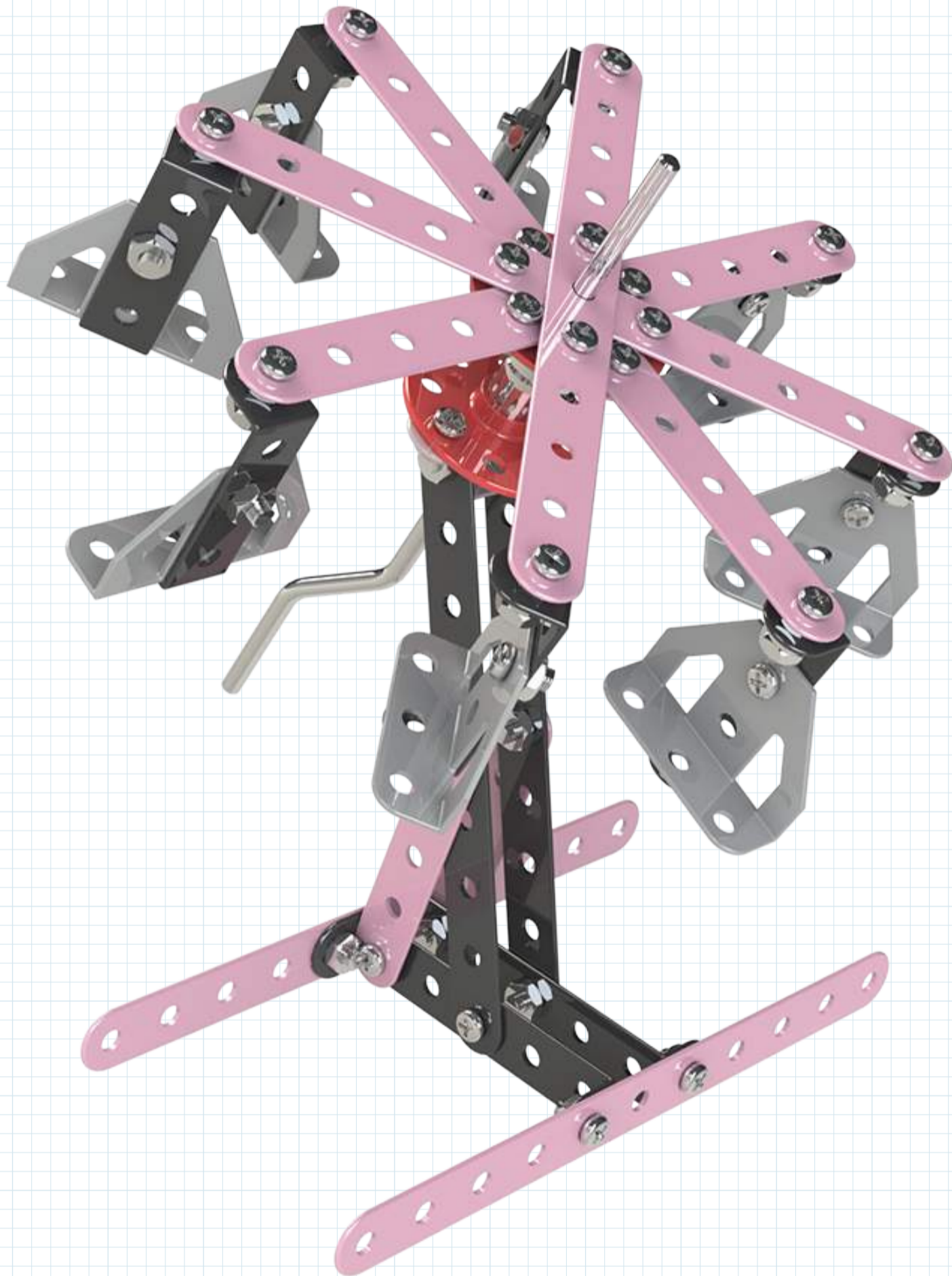


BTB-5 8 pcs.



AB-5 8 pcs.

STEP-5




TW-1 1 pc.



Bend Shaft 1 pc.

MODEL - 6

STEP-1




Nuts 8 pcs.



Bolts 6 mm 8 pcs.



A-9 2 pcs.




AB-7 2 pcs.



A-11 4 pcs.

STEP-2



Nuts 12 pcs.



Bolts 6 mm 12 pcs.




A-5 2 pcs.



A-11 4 pcs.

STEP-3



Nuts 12 pcs.



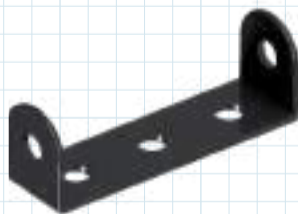
Bolts 6 mm 10 pcs.



Bolts 12 mm 1 pc.



BTB-5 4 pcs.




AB-5 4 pcs.



A-11 1 pc.

STEP-4



Nuts	4 pcs.
------	--------



Bolts 6 mm	5 pcs.
------------	--------



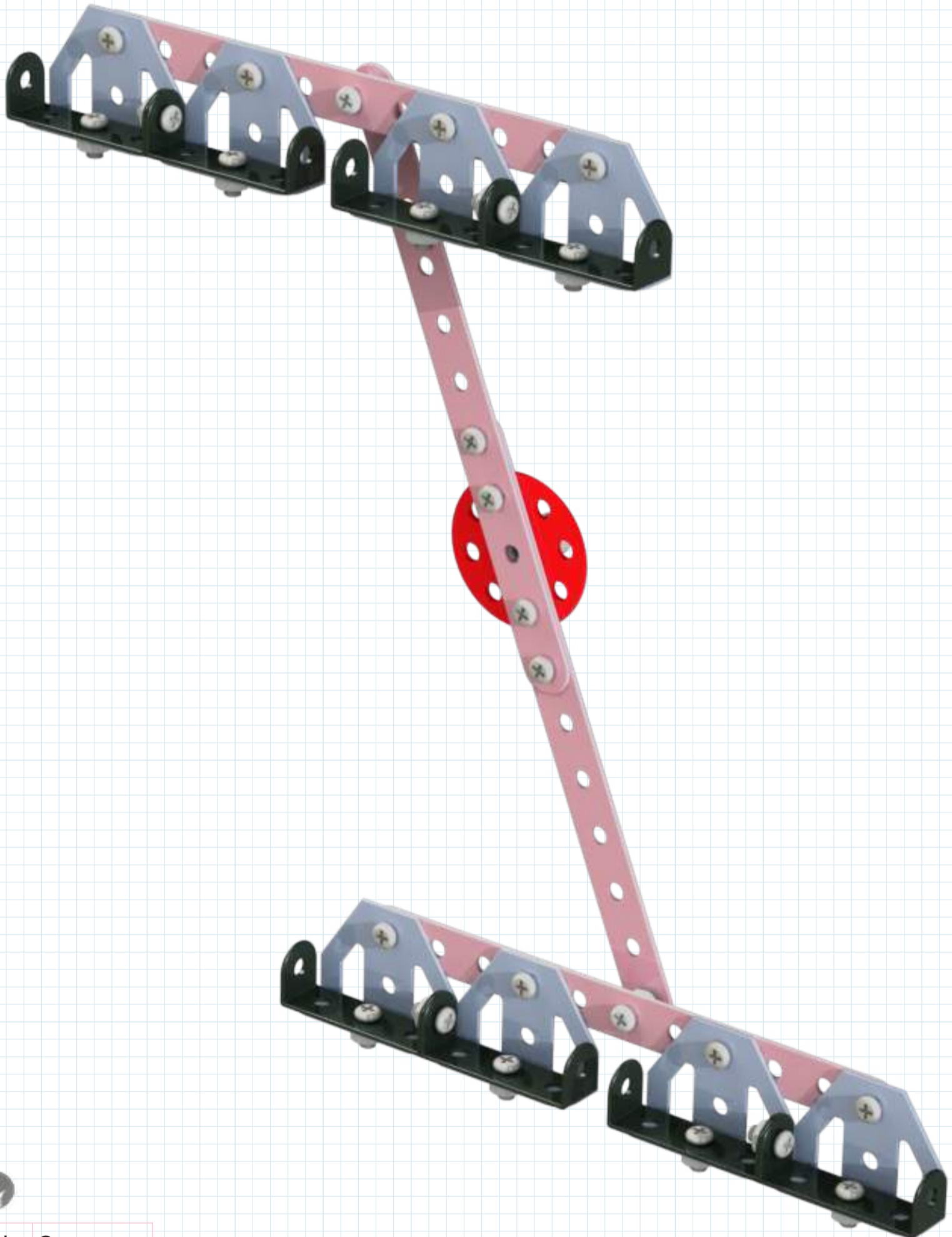
R-8	1 pc.
-----	-------



A-11	2 pcs.
------	--------

STEP-5

Attach step 4 and step 3



Nuts 2 pcs.

STEP-6

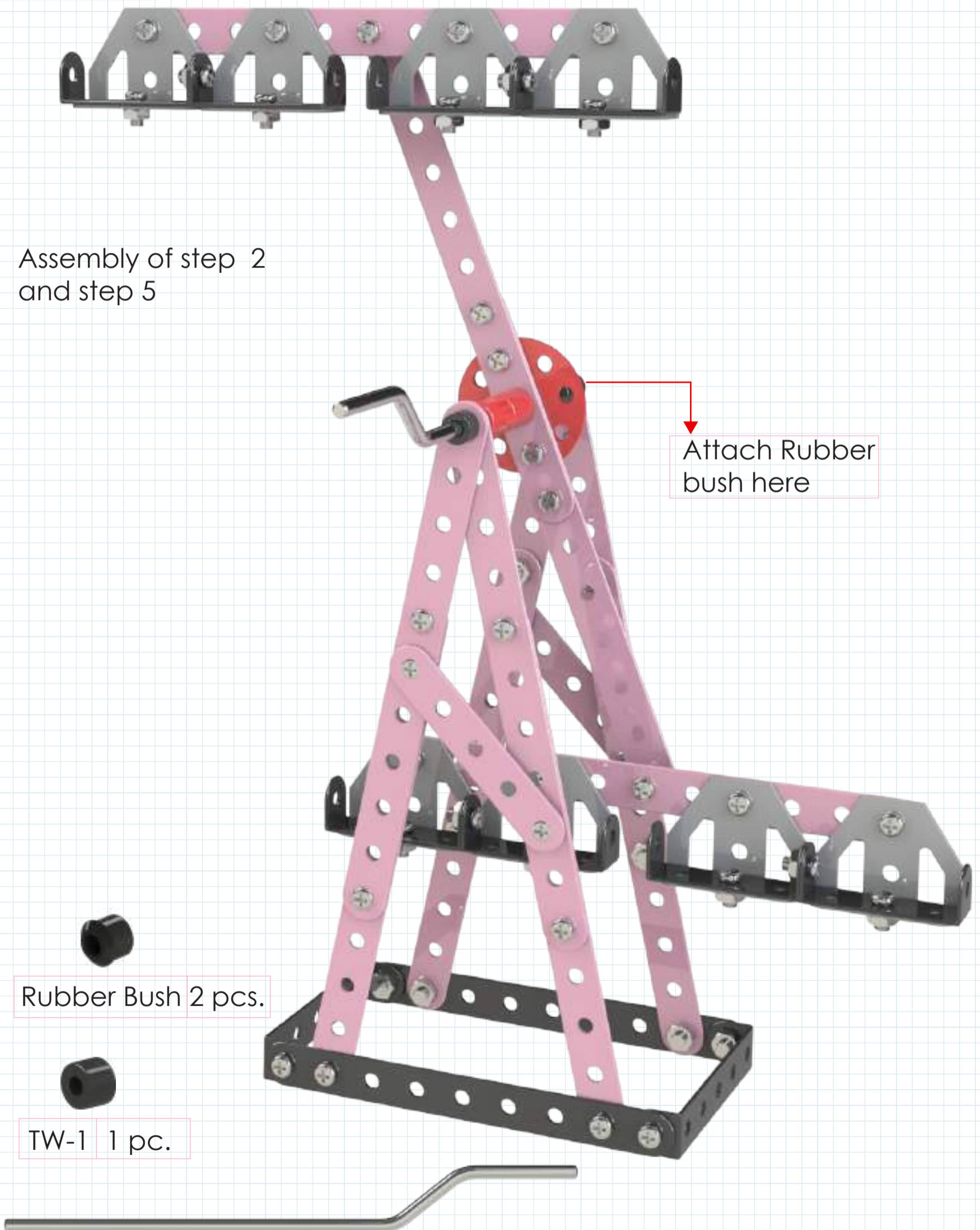
Assembly of step 2
and step 5

Attach Rubber
bush here

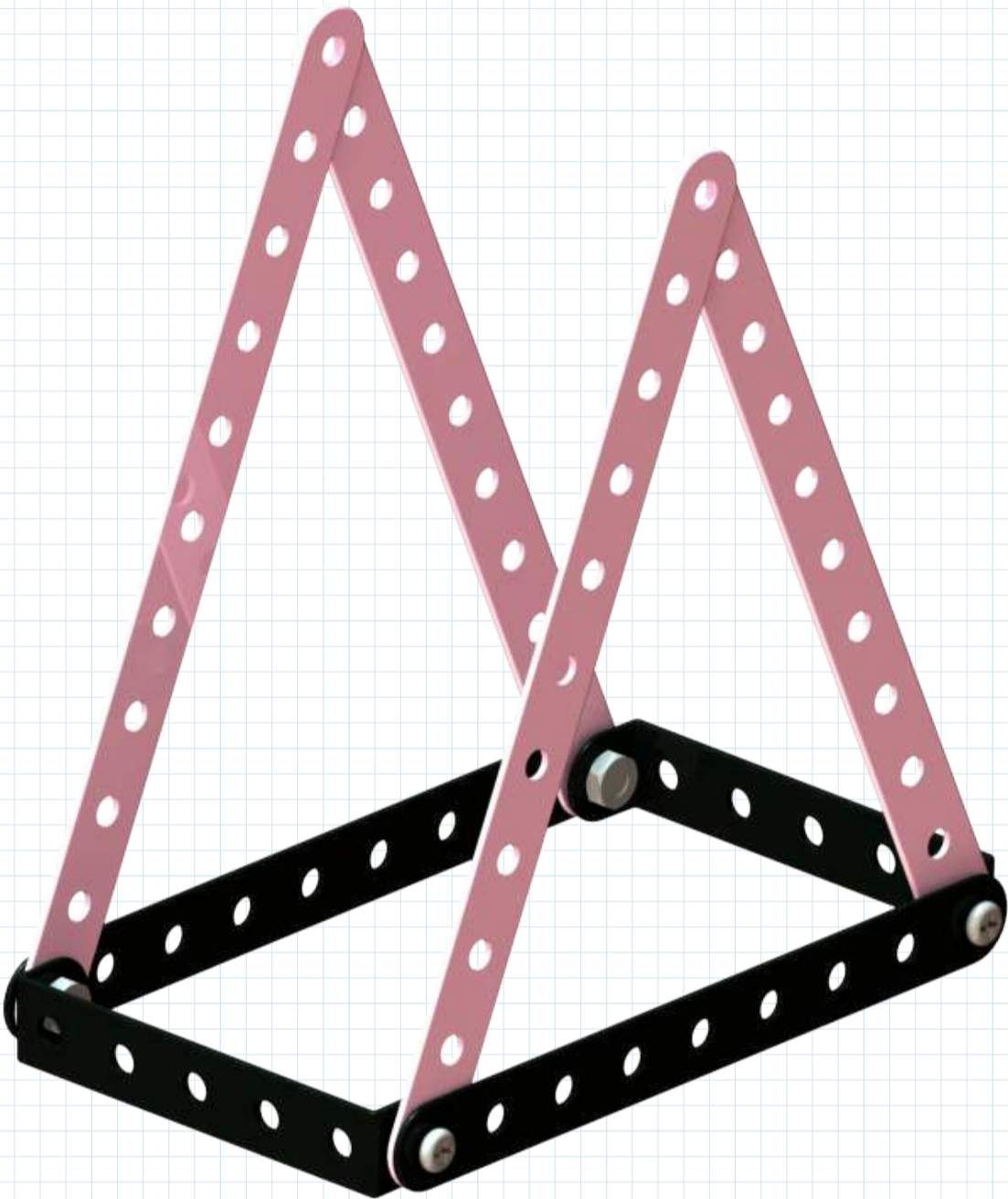
Rubber Bush 2 pcs.

TW-1 1 pc.

Bend Shaft 1 pc.




STEP-1



Nuts 4 pcs.



Bolts 6 mm 4 pcs.



AB-7 2 pcs.




A-9 2 pcs.



A-11 4 pcs.

STEP-2



Make 2 Assemblies



Nuts 16 pcs.



Bolts 6 mm 7 pcs.



Bolts 12 mm 10 pcs.




R-8 1 pc.



A-11 4 pcs.

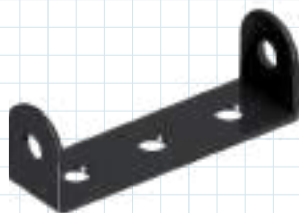
STEP-3



Nuts 24 pcs.



Bolts 6 mm 8 pcs.




AB-5 8 pcs.



BTB-5 8 pcs.

STEP-4

Assembly of step
1 and step 3



TW-1 2 pcs.



Rubber Bush 2 pcs.



Spacer 1 pc.



Bend Shaft 1 pc.

That fresh smile and laughter, giggles and chattering of the little kids are one of the most refreshing happiness that touches the heart. Like the cool evening breeze on the rise that refreshes the soul of a worked up being. That is what Zephyr is all about and about quality, in the true sense of the word. Quality of play, quality of education and quality of product. We bring you a whole range of play and education toys of international standards that undergo through the strict quality control of the Zephyr family itself. Our kits have won quite a few awards and Mechanix is our star set that has won “The Best Educational Toy” and “The Best Toy” award at the TAITMA. We do not do business, at Zephyr’s we befriend children. A smile on your child’s face is our gain.

ENGINEERING SYSTEM FOR CREATIVE KIDS



A-5 2 pcs.



A-9 2 pcs.



AB-5 8 pcs.



AUB-5 1 pc.



A-11 12 pcs.



TW-1 2 pcs.



Rubber Bush 2 pcs.



AB-7 2 pcs.



Spacer 2 pcs.



R-8 2 pcs.



BTB-5 8 pcs.



Nuts 72 pcs.



Bolts 6 mm 56 pcs.



Bolts 12 mm 26 pcs.



Shaft 127 mm 1 pc.



Bend Shaft 1 pc.



Spanner 2 pcs.



Screwdriver 1 pc.



ZEPHYR TOYMAKERS PVT. LTD.

A-421, T.T.C. Indl. Area, MIDC, Mahape, Navi Mumbai, - 400710.(India)
Tel: +91 22 27780605 | 27782484 | Fax: +91 22 27782485
www.zephyrtoys.com feedback@ztpl.in